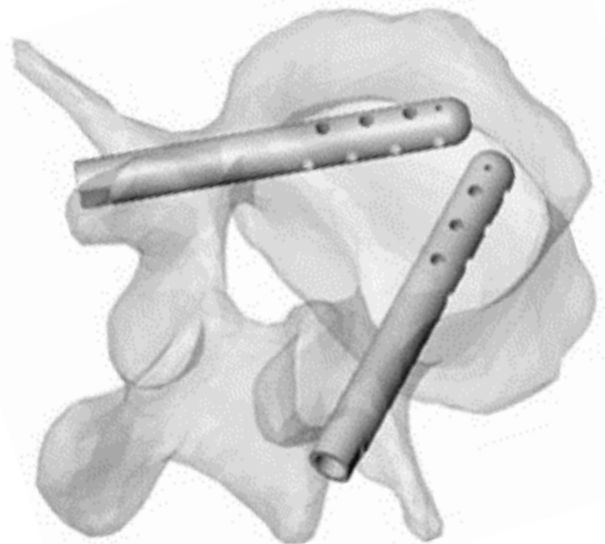


hyprevention®

UNIQUE PEDICLE ANCHORAGE FOR VERTEBRAL BODY SUPPORT

 VSTRUT®

TRANSPEDICULAR
VERTEBRAL SYSTEM



A STRUTPLASTY® TECHNIQUE FOR BONE CONSOLIDATION

www.hyprevention.com



TRANSPEDICULAR VERTEBRAL SYSTEM

PRODUCT & INDICATION

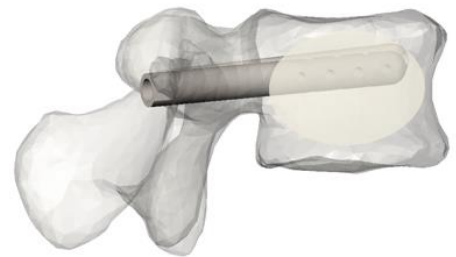


VERTEBRAL IMPLANT is indicated for use in the treatment of vertebral fractures in the thoracic and lumbar spine from T9 to L5. It is intended to be used in combination with Teknimed F20® bone cement.

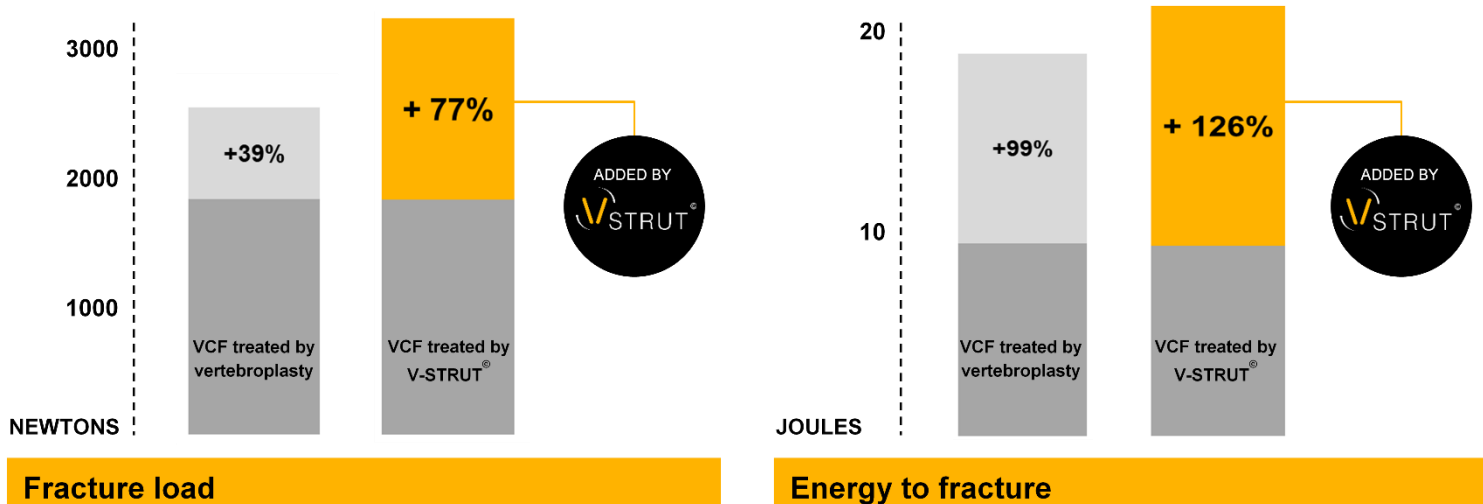
The implants are made of PEEK polymer.

MAIN CHARACTERISTICS

- Pedicle anchorage for endplate support
- Cement distribution control
- Easy and safe surgical technique (no technical challenge)¹



BIOMECHANICAL PERFORMANCE



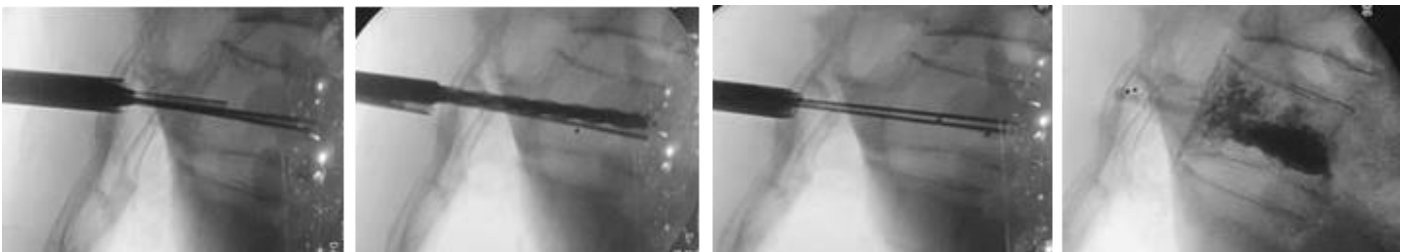
Results published in Clinical Biomechanics by Aebi et al, 2018⁵

VSTRUT[®]

TRANSPEDICULAR VERTEBRAL SYSTEM

PERCUTANEOUS SURGICAL TECHNIQUE

- *Vertebral height restoration done by patient positioning (postural correction technique)²⁻⁴*
- Transpedicular positioning of the trocar, followed by the guidewire
- Soft tissue dilation and protection tube
- Drilling of the implant location site
- Device implantation
- Vertebral body cementation



RANGE OF SIZE TO FIT T9 TO L5 ANATOMIES

IMPLANT DIAMETER 5.5 mm

REF. 35540	L 40 mm
REF. 35545	L 45 mm
REF. 35550	L 50 mm
REF. 35555	L 55 mm
REF. 35560	L 60 mm

IMPLANT DIAMETER 6.5 mm

REF. 36540	L 40 mm
REF. 36545	L 45 mm
REF. 36550	L 50 mm
REF. 36555	L 55 mm
REF. 36560	L 60 mm

Implant provided sterile
in single packaging





TRANSPEDICULAR VERTEBRAL SYSTEM

REFERENCES

1. Cornelis et al. *Medicina* 2019; 55, 426
2. Ng et al. *Int. J. Spine Surg.* 2016; vol. 10
3. Diel et al. *Eur. Spine J.* 2012; vol. 21, no. SUPPL. 6, pp. 792–799
4. Cawley et al. *J. Clin. Neurosci.* 2011; vol. 18, no. 6, pp. 834–836
5. **Aebi et al. *Clin Biomech.* 2018;56:40-45**

hyvention®

PTIB - Hôpital Xavier Arnoz
Avenue du Haut Lévêque
33604 Pessac Cedex – FRANCE
contact@hyvention.com

T. +33 (0)5 57 10 28 52
F. +33 (0)5 67 07 10 26

www.hyvention.com



Medical device

*For more information, see the instructions for use
PLA-HYP02-EN v05*

PATENTED
FDA CLEARED (class II)
NOT CE MARKED